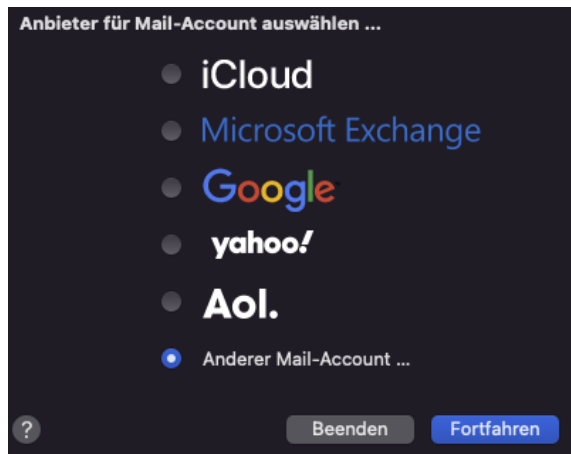
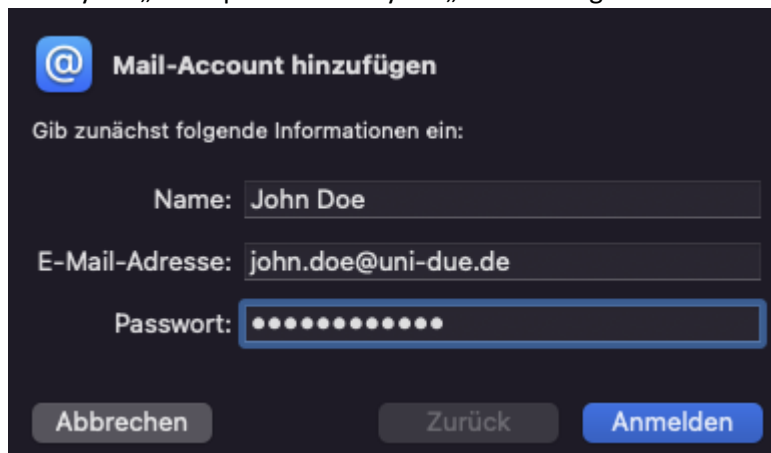


Instructions: Set up UNI-DUE.DE mail account under Mail
tested with: OSX 12.2 Monterey

- Start the App: Mail
- select "other account" and "continue:"

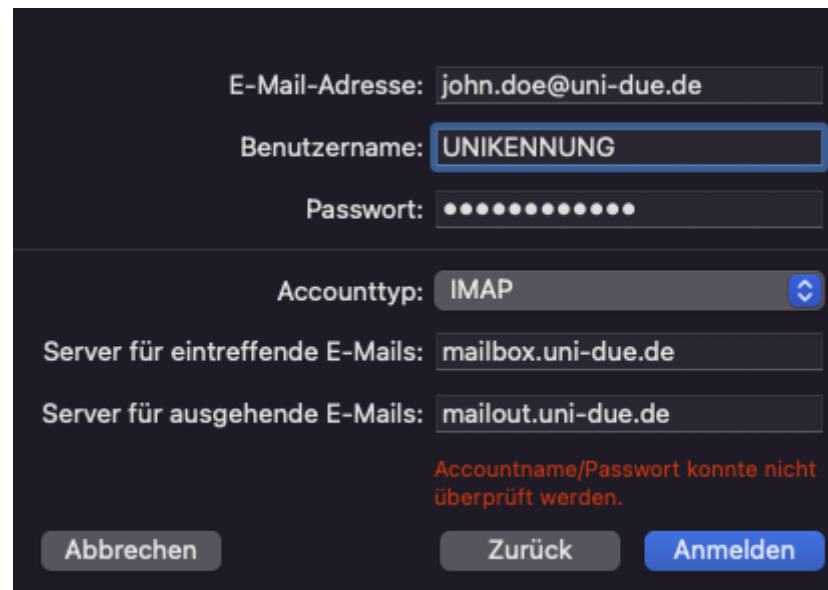


- Enter your Namen
- Enter your mail adress
- Enter your „new“ password for your „Unikennung“



- Anmelden drücken

Fill in the new window as follows:



Username = UNIKENNUNG

Password = your "new" password for your „Unikennung“

Accounttyp: IMAP

Server for incoming mails: mailbox.uni-due.de
or: mailbox.uni-duisburg-essen.de

Server for outgoing Mails: mailout.uni-due.de
or: mailout.uni-duisburg-essen.de

- At the end, complete the setup with "Log in" / „Finish“