


Tuesday: Directions to the social event  
**“Snack and Tour at Landschaftspark Duisburg Nord”**

The meeting point for Tuesday’s social event is in front of the visitor center of the “Landschaftspark Duisburg Nord”. The visitor center can be found in Google Maps within the “Hauptschaltheus”.



Food truck

View from the meeting point in front of the visitor center.

Link and QR code to Google Maps “Hauptschaltheus”:

<https://maps.app.goo.gl/7zfBrvH6qbB9dD39A>



**Please note:**

The use of the link or the QR code involves the disclosure of personal data to Google LLC and its affiliated companies.

**Arrival by car:**

The Landschaftspark Duisburg-Nord has a large car park directly opposite the main park entrance. Parking is free. For navigation, please use the following address:

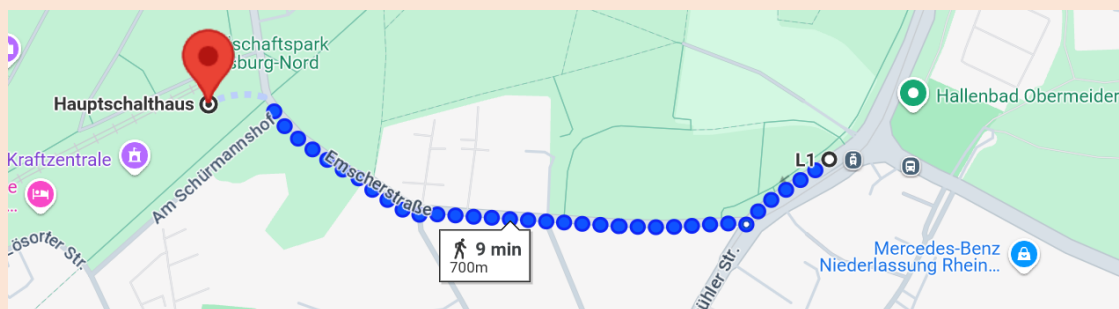
**Emscherstraße 71, 47137 Duisburg**

Since there are two streets called “Emscherstraße” in Duisburg, please ensure that you enter the correct postal code. The correct one is located in the district “Duisburg-Meiderich”.

**Arrival by tram (Straßenbahn):**

The social event can be conveniently reached from the conference venue by taking the tram:

- 1) Take the tram **901** from the stop **Zoo/Uni** in one of the following directions:  
**Hauptbahnhof / Obermarxloh Schleife / Hermannstraße / Scholtenhofstraße.**  
 Exit the tram at **Hauptbahnhof**.
- 2) Take the tram **903** from the stop **Hauptbahnhof** in the direction **Watereck** or **Bahnhof, Dinslaken**.  
 Exit the tram at **Landschaftspark Nord**.
- 3) From the tram stop it is a short walk to the visitor center via “Emscherstraße”.



Route from the tram stop to the meeting point for the social event.

To return to the city center, take the tram **903** in the direction **Mannesmann Tor 2** or **Rheintörchenstraße**. Exit the tram either at **Hauptbahnhof** or **König-Heinrich-Platz**.

Please note that the last tram leaves at **11:20 PM**. For advice on later connections, please consult conference staff.

Wednesday: Directions to the social event  
**“Boat Tour on the River Rhine and Conference Dinner”**

The meeting point for Wednesday’s social event is at the pier of the “Weisse Flotte Hafenrundfahrt Duisburg”.



Excursion boat “Gerhard Mercator”.  
 In the background: Schwanentor bridge.

Link and QR code to Google Maps  
 “Calaisplatz 3, 47051 Duisburg”:

<https://maps.app.goo.gl/MaMjVoencPzpjLdT6>



**Please note:**

The use of the link or the QR code involves the disclosure of personal data to Google LLC and its affiliated companies.

**Arrival by car:**

For navigation, please use the following address:

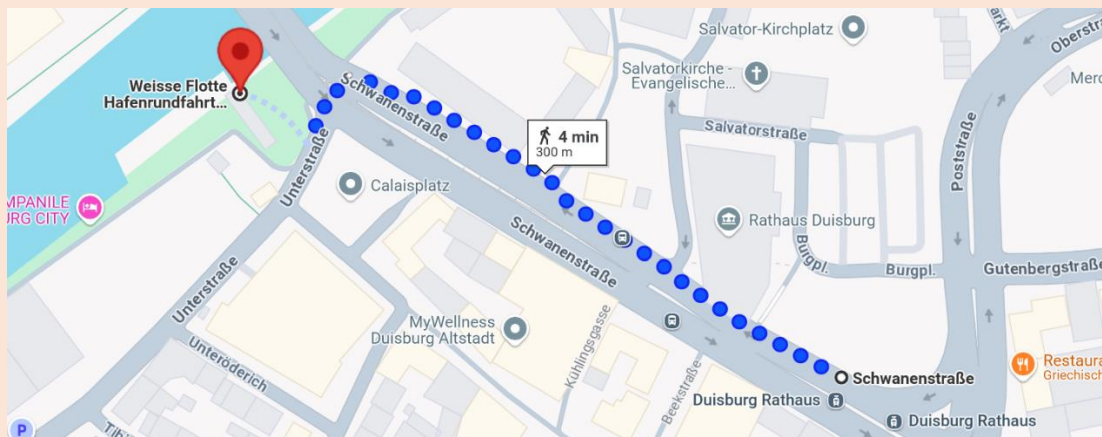
**Weisse Flotte Hafenrundfahrt Duisburg, Calaisplatz 3, 47051 Duisburg**

The pier does not have a car park, but there are options for street parking as well as several car parks in close proximity. If you choose to arrive by car, please consult conference staff for recommendations.

**Arrival by tram (Straßenbahn):**

The social event can be conveniently reached from the conference venue by taking the tram:

- 1) Take the tram **901** from the stop **Zoo/Uni** in one of the following directions:  
**Obermarxloh Schleife / Hermannstraße / Scholtenhofstraße.**  
 Exit the tram at **Duisburg Rathaus**.
- 2) From the tram stop it is a short walk to the pier via “Schwanenstraße”.



Route from the tram stop to the pier.

**Arrival by foot:**

The social event can be easily reached from the conference venue by foot. The walking distance is about 3.1 km. The walk leads you past the casino, the theater, and Duisburg city hall.

- 1) Leaving the conference venue, head left onto “Mülheimer Straße” in the direction of the city center.
- 2) Keep going straight until you reach Duisburg Rathaus (city hall). From there on, follow the map above.

(Note: After underpassing the railroad tracks near the main train station, the street changes its name to “Landfermannstraße”, then “Könnenstraße”, and finally “Gutenbergstraße”.)

Conference staff will be happy to help with tickets for public transport!

Conference staff will be happy to guide you!